

DIAMOND PRODUCTS

DISTRIBUTOR BASICS BOOKLET



**CORE
CUT**

**CORE
BORE**

**CORE
VAC**

TYROLIT

Rev. August 2018



800-321-5336

diamondproducts.com

Quality Is Choice



Delux-Cut

- Basic quality diamond and economical cutting value

Specifications:

H8D - General purpose

H10D - Asphalt, green concrete, brick and block (includes drop set wear protection)

H8D		
SIZE	CAT #	UPC #
10" x .110 x 1"	22856	603461228565
12" x .110 x 1"	70495	603461704953
14" x .125 x 1"	70499	603461704991
16" x .125 x 1"	20926	603461209267
H10D		
14" x .125 x 1"	50537	603461505376



Star Blue

- Good quality diamond and good cutting value

Specifications:

H8B - General purpose

H10B - Asphalt, green concrete, brick and block

H8B		
SIZE	CAT #	UPC #
14" x .125 x UNV	85261	603461852616
16" x .125 x 1"	21424	603461214247
18" x .125 x 1"	63599	603461635998
H10B		
14" x .125 x 1"	14355	603461143554



Imperial Purple

- Better quality diamond and very good cutting life

Specifications:

H8I - General purpose

H10I - Asphalt, green concrete, brick and block

H8I		
SIZE	CAT #	UPC #
14" x .125 x UNV	78976	603461789769
16" x .125 x 1"	96480	603461964807
18" x .125 x 1"	34504	603461345040
H10I		
14" x .125 x UNV	15379	603461153799



Heavy Duty Orange MAXX

- Very high quality diamond and longer cutting life
- Diamond depth of .295" (7mm)
- Segment height of .395" (10mm)
- Heat isolation slots in segment for better cooling and faster cut

Specifications:

H7H - Hard Aggregate concrete

H8H - General purpose

H10H - Asphalt, green concrete, brick and block

H7H		
SIZE	CAT #	UPC #
14" x .125 x UNV	53741	603461537414
H8H		
14" x .125 x UNV	53742	603461537421
16" x .125 x UNV	90185	603461901857
H10H		
14" x .125 x UNV	53743	603461537432



Cut-ALL Multi-Purpose Blades

- High speed blade with split segment design cuts cured and green concrete, brick and block, ductile iron and asphalt. Best suited for harder materials.
- Split segment for faster and more economical cutting.

Cut-ALL Multi-Purpose H8CA		
SIZE	H8CA Cat #	UPC #
12" x .125 x UNV	84967	603461849678
14" x .125 x UNV	84968	603461849685
16" x .125 x UNV	84969	603461849692
18" x .125 x 1"	86709	603461867092
Imperial Purple Cut-ALL H8ICA		
14" x .125 x UNV	15373	603461153737



A2Z Vacuum Bonded Blades

- Vacuum bonded technology-diamonds are adhered to the core landing
- Great for rescue and emergency situations
- Cuts a wide range of materials

A2Z Vacuum Bonded Blade		
SIZE	T7AZ Cat #	UPC #
4-1/2" x .080 x 7/8"	21511	603461215114
7" x .095 x 7/8"	21531	603461215312
14" x .125 x 1"	21571	603461215718
16" x .125 x 1"	21576	603461215763

*Includes 5/8" bushing



14" or 16" Blade Capacity

Gasoline Oil Mix

Features & Benefits

- Light weight and balanced for less operator fatigue
- Smooth start decompression valve reduces start up force by 70%
- Powerful 73cc & 81cc engine
- 5-stage filtration system
- Fully adjustable blade guard and water kit and garden hose connection included
- Modified decompression valve, carburetor and improved ignition coil for fast starting
- Improved fuel consumption and increased cutting efficiency
- Computerized ignition with digital timing control for easy starting, blade

FAST-CUT SLR HIGH SPEED SAWS

Model #	Engine Power	Part #	Cat #	UPC #	Product Weight (lbs)
FC7314SLR	5.6bHP, 73cc	5801528	03853	603461038537	21.38
FC8116SLR	6.1bHP, 81cc	5801532	45543	603461455435	23.40

FUEL FOR FAST-CUT SAWS

Description	Part #	Cat #	UPC #
VP FUEL MIX (Case of 8 Quarts)	6061305	51190	603461511902



VP FUEL MIX

- Recommended for use on Fast-Cut saws
- Easier starts, better performance
- No ethanol, no worries
- Sold in cases of 8 quarts

C14 & C16 ELECTRIC HAND SAWS

14"/16" Blade Capacity

Electric



C14



C16

C16 with Flush Cut Flange and Removable Side Guard

Features & Benefits:

- Wet or dry cutting
- Overload protection with load warning LED light - visible to operator
- Electrical cord with PRCD protection
- Detachable guide rollers
- Splash guard to protect from water spray
- Handles designed for optimal control
- Lightweight magnesium adjustable blade guard
- Water feed system with fine adjustable flow and quick release coupling

C14 & C16 HAND HELD ELECTRIC SAWS

Model #	Motor Power	Part #	Cat #	UPC #
C14 (14")	15A/120V	5801601	48975	603461489751
C16 (16")	15A/120V	5801605	72378	603461723787

Flush Cut Blades for C16

SIZE	Bond Spec	CAT #	UPC #
16" x .125 x LYFC	H7H	82549	603461825498
16" x .125 x LYFC	T7XL Turbo	82548	603461825481

Vacuum Skid Plate for C14

DESCRIPTION	Part #	CAT #	UPC #
C14 Vacuum Skid Plate	6078496	80698	603461806985

CC80E Floor Grinding Head

8" Head Capacity

Electric

Features & Benefits

- 2 HP Baldor - 1PH, 115V, 16 amp motor
- Includes 8" grinding head
- Remove paint, epoxy and rough spots
- Slurry skirt keeps the machine on the grinding surface
- 2800 rpm grinding head speed
- Includes 50ft, 12 gauge extension cord



8" grinding head included
Cat # 03330



Low profile for hard to reach areas

CC80E SINGLE HEAD LOW PROFILE FLOOR GRINDER

Model #	Engine/Motor Type	Part #	Cat #	Head Capacity	Product Weight (lbs.)	UPC #
CC82E1-8	2HP - 1PH - *115V or 230V Baldor® Electric	5800989	00707	8"	120	603461007078

8" PCD grinding head for epoxy: Cat # 13406, UPC # 603461134064



GOOD

Delux-Cut

- Basic quality diamond and economical cutting value

Specifications:

T7D - General purpose, fast cutting



BETTER

Star Blue

- Good quality diamond and good cutting value

Specifications:

T7B - General purpose, fast cutting



BEST

Graviton™ Turbo

- Wavy core enhances cutting speed
- Continuous rim turbo style for a smooth cut

Specifications:

T7GR+ - General purpose, fast cutting, long life

Delux-Cut Turbo		
SIZE	Cat #	UPC #
4" x .080 x 7/8"	21124	603461211246
4-1/2" x .080 x 7/8"	21134	603461211345
6" x .080 x 7/8"	21141	603461211413
7" x .095 x 7/8"	21163	603461211635
10" x .110 x 1"	21204	603461212045
12" x .125 x 1"	21205	603461212052
14" x .125 x 1"	21212	603461212120

Star Blue Turbo		
SIZE	T7B Cat #	UPC #
4" x .080 x 7/8"	74959	603461749596
4-1/2" x .080 x 7/8"	74960	603461749602
7" x .095 x 7/8"	74961	603461749619

Graviton™ Plus Turbo		
SIZE	T7GR+ Cat #	UPC #
4" x .095 x 7/8"	57335	603461573351
4-1/2" x .100 x 7/8"	57347	603461573474
7" x .110 x 7/8"	57351	603461573511



GOOD

X-Turbo Blade

- Unique turbo core with enhanced air holes to keep the blade cool at high speeds
- Includes a full radius drop segment for enhanced blade life.

T7X - General purpose, super fast cutting in multiple applications



BETTER

XL-Turbo Blade

- Unique turbo core with even more air holes to keep the blade cool at higher speeds

T7XL - General purpose, super fast cutting



BEST

XXXL-Turbo Blade

- Three different segments for longer life, faster cutting and reliable performance

T7XL3 - General purpose, super fast cutting

X-Turbo Blades		
SIZE	T7X Cat #	UPC #
14" x .125 x 1"	63760	603461637602
16" x .125 x 1"	63763	603461637633

XL-Turbo Blades		
SIZE	T7XL Cat #	UPC #
14" x .125 x 1"	19312	603461193122
16" x .125 x 1"	20161	603461201612

Triple-XL Turbo Blades		
SIZE	T7XL3 Cat #	UPC #
14" x .125 x 1"	42891	603461428910
16" x .125 x 1"	42892	603461428927



Tyrolit BASIC Heavy Duty High Speed Gas & Portable Saw Wheels for Steel-Type 1



- Aluminum oxide grain
- Designed for all ferrous metals
- A free cutting wheel with exceptional cut rate and very good life
- Triple-reinforced for stability and safety

UNIVERSAL ARBOR

SIZE	Specification	Cat #	UPC #	Unit Pkg. Qty.
14" x 1/8" x UNV	A30P/100	51567	603461515672	10



Tyrolit BASIC Heavy Duty High Speed Gas & Portable Saw Wheels for Ductile/Cast Iron & Asphalt-Type 1

- Aluminum oxide/silicon carbide blend
- Designed for ductile pipe, asphalt and cast iron
- Exceptional cut rate and life
- Triple-reinforced for stability and safety

SIZE	Specification	Cat #	UPC #	Unit Pkg. Qty.
14" x 1/8" x UNV	AC24/100	51568	603461515689	10



Tyrolit BASIC Heavy Duty High Speed Gas & Portable Saw Wheels for Masonry & Concrete-Type 1

- Silicon carbide grain
- Designed for cutting concrete, masonry, stone, brick and PVC pipe
- Exceptional cut rate and very long life
- Triple-reinforced for stability and safety

SIZE	Specification	Cat #	UPC #	Unit Pkg. Qty.
14" x 1/8" x UNV	1C24/100	51573	603461515733	10



Tyrolit BASIC Chop Saw Wheels for Steel Type 1



Tyrolit BASIC Super Thin Wheels for INOX, Steel & Stainless Steel Type 1



Tyrolit BASIC 2 in 1 Wheels Type 27



Zec® and Semi-Flexible Grinding Discs for Concrete/Masonry



Tyrolit BASIC 2 in 1 Zirconia Flap Discs for Steel and Stainless Steel-Type 29

Tyrolit BASIC Chop Saw Wheels for Steel - Type 1

SIZE	Specification	Max RPM	Material #	Cat #	UPC #	Unit Pkg. Qty.
14" x 7/64" x 1"	A36BF	4400	34301893	93890	603461938907	10
14" x 3/32" x 1"	A36BF	4400	34301891	79442	603461794428	10

Tyrolit BASIC Super Thin Wheels for INOX, Steel & Stainless Steel - Type 1

4-1/2" x .040 x 7/8"	WA60-BF	13280	396110	47413	603461474139	25
4-1/2" x .060 x 7/8"	WA60-BF	13280	222899	10001	603461100014	25
6" x .045 x 7/8"	WA60-BF	10200	34331611	44552	603461445528	25

Tyrolit BASIC 2 in 1 Wheels - Type 27

4-1/2" x 1/4" x 5/8"-11	A30BF	13280	34301924	50020	603461500203	10
7" x 1/4" x 5/8"-11	A30BF	8600	34301958	79140	603461791403	10

Zec® and Semi-Flexible Grinding Discs for Concrete/Masonry

4-1/2" x 7/8"	16-Grit Silicon	13280	SCGD4500	58155	603461581554	25
7" x 7/8"	16-Grit Silicon	8600	SCGD7000	58154	603461581547	25

Tyrolit BASIC 2 in 1 Zirconia Flap Discs for Steel and Stainless Steel-Type 29

4-1/2" x 7/8"	ZA60-B	13280	34335388	94146	603461941464	10
---------------	--------	-------	----------	-------	--------------	----



Right Angle Grinder



Electric Circular Saw

Type 1



Type 29



GOOD



Star Blue Wet Core Bore Bit

BOL-General purpose, cured concrete and hard materials

Star Blue Wet Core Bore Bits		
SIZE	BOL Cat #	UPC #
1-1/2"	09989	603461099899
2"	10028	603461100281
3"	10041	603461100410
4"	10057	603461100571
5"	10083	603461100830
6"	10084	603461100847
8"	10103	603461101035



BETTER



Heavy Duty Orange Wet Core Bore Bit

- Excellent footage and drilling speed. Designed for all types of wet drilling in applications with light to moderate steel
 - Very high quality diamond and longer coring life.
- HOL**- General Purpose, Longer Life

Heavy Duty Orange Wet Core Bits		
SIZE	HOL Cat #	UPC #
1-1/2"	15525	603461155250
2"	15479	603461154796
3"	00005	603461000055
4"	00007	603461000079
5"	00009	603461000093
6"	00010	603461000109
8"	05183	603461051835



Star Blue

Good quality diamond and good coring value
DB-Block and soft brick-not for use on concrete

Star Blue Dry Hole Saw Bits		
SIZE	DB Cat #	UPC #
1-1/2"	35392	603461353922
2"	35406	603461354066
3"	35444	603461354448
4"	35453	603461354530
5"	35478	603461354783
6"	35479	603461354790



PRO



Premium Black Wet Core Bore Bit

- Very High diamond concentration gives maximum footage and drilling speed in all types of wet drilling applications.
- Good in moderate to high steel applications. Highest quality diamond and longest coring life

POL- General Purpose, Longest Life - for the professional driller

Premium Black Wet Core Bits		
SIZE	POL Cat #	UPC #
7/8"	06004	603461060042
1"	05293	603461053931
1-1/8"	05306	603461053068
1-1/4"	05381	603461053815
1-1/2"	05441	603461054416
2"	05529	603461055291
3"	05661	603461056618
4"	05761	603461057615
5"	05843	603461058438
6"	05892	603461058926
8"	05984	603461059848
12"	05361	603461053617



Premium Black Wet Tile Bits

- Wet thinwall core bits with 2" core length for fast, smooth coring in tile
- 3" overall length.

SPECIFICATION:

P28Z-Very hard materials, fast coring

Premium Black Tile Bits		
SIZE	P28Z Cat #	UPC #
1-1/4"	73913	603461739139
1-3/8"	73914	603461739146
1-1/2"	73924	603461739245
1-3/4"	73915	603461739158

M-1 Complete Core Rigs

Standard 10" Bit Capacity (Milwaukee)
Standard 16" Bit Capacity (CB733)

Electric

Features & Benefits

- 2-1/2" square column (mast) with black oxidized finish
- 6" wheels for easy mobility
- Vacuum pump for quick mounting to flat surface without drilling an anchor hole
- Slide handle allows for drilling in tight areas
- Combination base is a quick change over from vacuum to anchor base

M-1 RIG ACCESSORIES			
Description	Part #	Cat #	UPC #
M-1 Spacer Block	4400072	01924	603461019248
1015 Adapter	4400008	01878	603461018784
125-12 Extension	4400006	01873	603461018739

M-1 COMPLETE CORE RIGS							
Motor	Model #	Power	Combo Rig Part #	Cat #	RPM	UPC #	Product Weight (lbs.)
Core Bore CB733	M1C-20-CB733WO	20 amp	4245115	39317	345/630/1000	603461393171	134
Milwaukee 4096	M1C-20-MW4096V	20 amp	4245059	01794	450/900	603461017947	129



Bit not included
 CB733 model does not need control panel - not included



CB515

3" Bit Capacity

Electric

Features & Benefits:

- 1800 Watt, 115 volt electric
- 2-speed gear box (1400 rpm and 2300 rpm) with slip clutch
- Side handle for stable coring
- 1.250-7 threaded spindle with 5/8"-11 adapter
- Water hose connection for wet drilling
- PRCD/GFCI Class I cord
- Works with M-4 stand and hand held motor mounts



DK12 (Wet)

DK13 (Wet/Dry)

WEKA DK12 & DK13

3" Bit Capacity

Electric

Features & Benefits:

- Thermal overload protection
- Side handle for stability
- Water connection for wet coring DK12 & DK13) or dry vacuum port (DK13 only)
- Carrying case and spindle wrench

HAND HELD MOTORS						
Motor/Model #	Power	Part #	Cat #	RPM	UPC #	Product Weight (lbs.)
CB515 (WET/DRY)	115V	4244128	98794	1400/2300	603461987943	10.5
Weka DK12 (WET)	14	4244017	01738	970/2330/4400	603461017381	25
Weka DK13 (WET/DRY)	14	4244062	47055	970/2330/4400	603461470551	25



Bit not included

M-4

6" Bit Capacity, 3" (hand held)

Features & Benefits:

- Reversible slide handle (for use on left or right side)
- Top carrying handle
- Quick release motor mount
- 4 Leveling screws on base
- RPM: 970/2330/4400

M1AA-15

6" Bit Capacity

Features & Benefits

- Spring loaded slide handle for easy coring
- Convenient carrying handle on carriage
- Easy to use for standard hole drilling
- Trap ring keeps water contained
- Single speed - 800 RPM



Bit not included

SMALL COMBINATION DRILL RIGS					
Model #	Motor	Part #	Cat #	UPC #	Product Weight (lbs.)
M4C-14-DK12-V	14 Amp Weka DK12	4240001	00020	603461000208	74
M1AA-15	15 amp Core Bore	4220050	85986	603461859868	35



GOOD

Delux-Cut

- Basic quality diamond and economical cutting value
- E2D** - General purpose concrete

Delux-Cut		
SIZE	E2D Cat #	UPC #
4" x .080 x 7/8"	20966	603461209663
4-1/2" x .080 x 7/8"	21002	603461210027
6" x .080 x 7/8"	22783	603461227834
7" x .080 x 7/8"	22785	603461227858



BETTER



Star Blue

- Basic quality diamond and good cutting value
- E2B** - General purpose concrete

Star Blue		
SIZE	E2B Cat #	UPC #
4" x .070 x 7/8"	74950	603461749503
4-1/2" x .070 x 7/8"	74951	603461749510
7" x .080 x 7/8"	74952	603461749527
4-1/2" x .250 tuck point	74967	603461749671

Delux-Cut Single & Double Row

- Basic quality diamond and economical grinding value
- S5D** - General purpose grinding and removal
- D5D** - General purpose grinding, aggressive removal - long life



Delux-Cut Spiral Turbo

- Spiral turbo for a fast grind
- T5D** - General purpose concrete grinding and removal



Delux-Cut Segmented Cup Grinders		
SIZE	S5D Cat #	UPC #
4" x 5/8-11 Single Row	22405	603461224055
7" x 5/8-11 Single Row	22408	603461224086
SIZE	D5D Cat #	UPC #
4-1/2" x 5/8-11 Double Row	22415	603461224154
7" x 5/8-11 Double Row	22418	603461224185



Delux-Cut Spiral Turbo Cup Grinders		
SIZE	T5D Cat#	UPC #
4" x 5/8-11 (10 seg)	22419	603461224192
7" x 5/8-11" (12 seg)	22474	603461224741



GOOD

Delux-Cut

- Basic quality diamond and economical cutting value
- TD2D** - Dry/Wet tile cutting

Delux-Cut Dry Tile		
SIZE	TD2D Cat #	UPC #
4" x .060 x 7/8"	20664	603461206648
4-1/2" x .060 x 7/8"	20675	603461206754
5" x .060 x 7/8"	20681	603461206815
7" x .060 x 5/8"	20721	603461207218
9" x .060 x 1"	68466	603461684668
10" x .060 x 5/8"	20751	603461207515



BETTER

Star Blue

- Good quality diamond and good cutting value
- TD2B** - Dry/Wet tile cutting

Star Blue Dry Tile		
SIZE	TD2B Cat #	UPC #
4" x .060 x 7/8"	80012	603461800129
7" x .060 x 7/8"	80014	603461800143
8" x .060 x 7/8"	80015	603461800150
9" x .060 x 1"	68497	603461684975
10" x .060 x 7/8"	80016	603461800167



BEST

Heavy Duty Orange

- High quality diamond and long cutting life
- T17H** - Dry/Wet tile cutting for **porcelain**

H.D. Orange Dry Tile		
SIZE	T17H Cat #	UPC #
7" x .060 x 7/8"	57855	603461578554
8" x .060 x 7/8"	12352	603461123525
10" x .060 x 7/8"	12359	603461123594

CC600T Tile Saw

7" Capacity (5/8" arbor)

Electric



Blade included!



Features & Benefits:

- 2-1/4" cutting depth
- Rip cut up to 17", diagonal cut to 12"
- Includes 45° and 90° rip guide/miter block

CC900TE Tile Saw

10" Capacity (5/8" arbor)

Electric



Blade included!



Features & Benefits:

- 3-3/4" cutting depth
- 1-1/2 HP, 15amp, 115V high torque motor
- Rip cut up to 20", diagonal cut to 14"
- Includes 45° and 90° rip guide/miter block

CC912TS Tile Saw

9" Capacity (1" arbor)

Electric



Features & Benefits:

- 1-7/8" cutting depth
- Max cutting depth at 45 degrees -1-7/16"
- Heavy duty table with measure guide
- Quick-release, tool-free table mount release for easy cleaning and blade replacement

Table Size: 25" width x 20.5" length

CC600T TILE SAW

Model #	Motor Make	Motor Power	Part #	Cat #	UPC #
CC600T	Baldor®	3/4 HP	5800558PKG	65019	603461650199

CC900TE TILE SAW

CC900TE	Baldor®	1-1/2 HP	5800559PKG	65020	603461650205
---------	---------	----------	------------	-------	--------------

TILE SAW STANDS

CC600T TILE SAW STAND	6043383	80419	603461804196
CC900TE TILE SAW STAND	6043528	03734	603461037341

CC912TS TILE SAW

Model #	Motor Make	Motor Power	Part #	Cat #	UPC #
CC912TS	CORE BORE	120V 800 Watt	5801608	46904	603461469043

CC300M Masonry Saw

14" Capacity

Electric

Features/Benefits:

- Cuts 5" deep with 14" blade
- Powerful 2 HP electric motor
- Includes 2 spare air filters

* Blade not included



CC300M MASONRY SAW

Model #	Motor Power	Part #	Cat #	UPC #
CC300M	2 HP - 115 Volt 15 amp	5800730	84807	603461848077

CC300M MASONRY SAW STAND

Description	Part #	Cat #	UPC #
CC300M Stand	6043056	84808	603461848084

CC515MXL2E1 MASONRY SAW

Model #	Motor Power	Part #	Cat #	UPC #
CC515MXL2E1	Baldor® 1.5HP Electric 1PH, 115V	5800799	03725	603461037259

CC515MXL2E1M MASONRY SAW STAND

Description	Part #	Cat #	UPC #
CC500M Stand	2500839	46870	603461468701

CC500MXLII Masonry Saw

14" Capacity

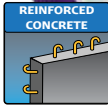
Electric

Features/Benefits:

- Stay level blade guard
- Removable cutting head
- Side carrying handles
- Open back cutting
- Includes water pump
- Stand sold separately



* Blade not included



Imperial Purple for Concrete

- .394" Diamond Depth
- Economical blades that work well for contractors who don't have a heavy volume of cutting to do.
- Basic quality diamond and economical cutting value.

MEDIUM AGGREGATE	
Imperial Purple Specifications for Light to Medium Reinforced Concrete	
C2650I	

IMPERIAL PURPLE WET CURED BLADES			
SIZE	PART #	CAT #	UPC #
14" x .125	CI14125M	36800	603461368001
16" x .125	CI16125M	36808	603461368087
18" x .125	CI18125M	36809	603461368094
20" x .140	CI20140M	36811	603461368117
24" x .155	CI24155M	36814	603461368148
26" x .155	CI26155M	36815	603461368155



Imperial Purple for Asphalt

- .312" Diamond Depth
- Delivers the speed and convenience of a diamond blade compared with abrasive blades that require frequent blade changes.
- Basic quality diamond and economical cutting value

MEDIUM AGGREGATE ASPHALT/ GREEN CONCRETE	
Imperial Purple Specification	
A6000I	

IMPERIAL PURPLE ASPHALT/GREEN CONCRETE/ ASPHALT OVER CONCRETE WET BLADES			
SIZE	PART #	CAT #	UPC #
14" x .140	AI14140XM	36821	603461368216
18" x .140	AI18140XM	36822	603461368223
20" x .140	AI20140XM	36823	603461368230
24" x .155	AI24155XM	36824	603461368247
26" x .165	AI26165XM	36825	603461368254



Heavy Duty Orange

- .250" Diamond Depth
- Fast cutting blade that works well with a wide variety of high or low HP saws.
- Combines long life performance while maximizing your blade dollars.

SPECIFICATIONS:

- C52HXM** - Medium hard aggregate with moderate steel
- AC62DWHXM** - Asphalt over concrete medium aggregate
- A606HXM** - Asphalt with medium aggregate

HEAVY DUTY ORANGE WALK BEHIND BLADES		
SIZE	Cat #	UPC #
C52HXM - CURED CONCRETE - HARD AGGREGATE		
14" x .125	35386	603461353861
18" x .125	15386	603461153867
26" x .155	53163	603461531634
30" x .175	32849	603461328494
C56HM - CURED CONCRETE - MED AGGREGATE		
14" x .125	07583	603461075831
18" x .125	07673	603461076739
AC62DWHXM - ASPHALT OVER CONCRETE		
14" x .125	40274	603461402743
18" x .125	39012	603461390125
26" x .155	42068	603461420686
30" x .175	39752	603461397520
A606HXM - ASPHALT		
14" x .125	15066	603461150668
18" x .125	19336	603461193368
26" x .155	25563	603461255639
30" x .175	43394	603461433945



Star Blue

- Dry walk behind sawing
- Good quality diamond and good cutting value

SPECIFICATIONS:

- DC1B** - Concrete dry
- DA2B** - Asphalt dry



For use on low HP walk behind saws <20hp

Star Blue Dry Walk Behind		
SIZE	Cat #	UPC #
DC1B - CONCRETE		
14" x .125 x 1"	70426	603461704267
18" x .125 x 1"	83679	603461836791
DA2B - ASPHALT		
14" x .125 x 1"	70422	603461704229
18" x .125 x 1"	83678	603461836784

Water tank optional



Water tank optional



* Blade not included

* Blade not included

CC1200XL Small Saws

14" & 18" Blade Capacity

Gasoline

Features & Benefits

- Heavy duty design, but light weight
- Easy to read built-in depth indicator
- Heavy duty handles do not rattle
- Water tank and lifting bale (tank optional)

Specifications

Max Depth (14"): 4-5/8"
 Max Depth (18"): 6-5/8"
 Blade Shaft RPM: 2,600
 Arbor Size: 1" w/DPH
 Raise/Lower: Screw feed

CC1300XL Saws

14"-20" Blade Capacity


Gasoline

Features & Benefits:

- Heavy duty frame design
- Four position heavy duty handles
- Solid sealed and self aligning blade shaft bearings
- Left or right side sawing
- Optional water tank available

Specifications

Max Depth (14"): 4-5/8"
 Max Depth (18"): 6-5/8"
 Blade Shaft RPM: 2,600
 Arbor Size: 1" w/DPH
 Raise/Lower: Screw feed



* Blade not included

CC1820HXL-S-20 Saw

14"-20" Blade Capacity

Gasoline

Features & Benefits:

- Electric start option
- Self propelled drive
- Easy access to battery
- Screw feed raise and lower
- Left or right side sawing
- Lifting hook standard on all models
- Self aligning blade shaft bearings

Specifications

Max Depth (20"): 7-5/8"
 Blade Shaft RPM: 2,600
 Arbor Size: 1" w/DPH
 Raise/Lower: Screw feed
 Transmission: Eaton 10
 Drive Speed: 0-80 fpm

CC3500-30 Saws

14"-30" Blade Capacity

Gasoline

Features & Benefits:

- Great mid-size saw for service, utility work and rental
- Briggs-Vanguard or Kohler engine options
- Easy to maneuver self propelled drive
- Strongest frame on the market
- Fits through a 30" door frame
- Cyclone 4-stage air cleaner

Specifications

Max Depth (30"): 12-3/8"
 Blade Shaft RPM: 2,600
 Arbor Size: 1" w/DPH
 Raise/Lower: Hyr Pump
 Transmission: Eaton 10
 Drive Speed: 0-200 fpm

* Blade not included

CC1200XL, CC1300XL, CC1800XL & CC3500 WALK BEHIND SAWS

Saw Model #	Engine Make	Engine/Motor Model	Engine/Motor Power	Blade Capacity	Part #	Cat #	UPC #	Product Weight (lbs)
CC1211HXL-18	Honda®	GX390	11.7 HP, 19.5 Torque (lbs.-ft.)	18"	5801097	32453	603461324533	285
CC1213BXL-18	Briggs®	2100	13 HP 420cc, 21 Torque (lbs.-ft.)	18"	5801098	32454	603461324540	290
CC1311HXL-18	Honda®	GX390	11.7 HP, 19.5 Torque (lbs.-ft.)	18"	5800571	69995	603461699952	260
CC1313BXL-18	Briggs®	2100	13 HP 420cc, 21 Torque (lbs.-ft.)	18"	5801116	61494	603461614948	265
CC1820HXL-S-20	Honda®	GX630	20.8 HP, 35.6 Torque (lbs.ft.)	20"	5800668	53351	603461533515	470
CC3535JBV-30	Briggs®	Vanguard	35 HP	30"	5801308	25337	603461253376	1,065
CC3537JK-30	Kohler®	Command	37 HP (55.3 torque)	30"	5801304	25322	603461253222	1,040

DUST CONTROL



DRY VACUUM BIT ADAPTER

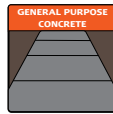
For use with a standard shop vacuum to remove dust and debris. Great for use in clean areas where dust control is required.

Heavy Duty Orange DRY VACUUM BIT

Very high quality diamond and Longer Life

- Do not use in applications with steel heavier than wire mesh
- 9" drilling depth with 1.250"-12 threaded hub
- NOT designed for hard aggregate concrete

DVH - Brick/block and non-reinforced concrete



For use on the C14 Saw

Heavy Duty Orange Dry Vacuum Bits			
SIZE	Part #	DVH Cat #	UPC #
2"	BDVH2000	04780	603461047807
2-1/2"	BDVH2500	04785	603461047852
3"	BDVH3000	04789	603461047890
3-1/2"	BDVH3500	04793	603461047937
4"	BDVH4000	04796	603461047968
4-1/2"	BDVH4500	04799	603461047999
5"	BDVH5000	04802	603461048026
6"	BDVH6000	04805	603461048057

*Dry Vacuum Bits Must Use a Core Vac Dry Vacuum Air Swivel

Core Vac Dry Vacuum Air Swivel			
Description	Part #	Cat #	UPC #
5/8"-11 to 1.250"-12 Core Vac Dry Vacuum Air Swivel Assembly	4400125	01950	603461019507
Swivel Extension - (12")	4400126	01951	603461019514
Adapter for DVH used with DK13 dry motor 1.250-7 female to 1.250-12 male	4400320	75698	60346175698

C14 Saw Vacuum Skid			
Description	Part #	Cat #	UPC #
C14 Vacuum Skid	6078496	80698	603461806985



BIT BANDIT

- Installs in seconds
- 1-1/2" vacuum port
- Clear polycarbonate for visible coring
- Heavy duty, flexible material to withstand rugged job sites



BIT BANDIT FOR DUST REMOVAL

Description	UPC #	Part #	Cat #
Bit Bandit for 1" to 4" diameter bits	603461928595	2508102	92859
Bit Bandit for 2" to 8" diameter bits	603461928199	2508103	92819



CUP BANDIT

- Rubber collar allows movement with the tool
- Clear polycarbonate for visible grinding
- Fits 3 size ports: 1-1/4", 2" & 2-1/4" vacuum port
- Removable edge to allow grinding against a wall
- Heavy duty material to withstand rugged job sites



CUP BANDIT FOR DUST REMOVAL

Description	UPC #	Part #	Cat #
Cup Bandit for 5" cup grinders	603461935074	2508100	93507
Cup Bandit for 7" cup grinders	603461936842	2508101	93684



#LIT0017



Quality Is Choice

Diamond Products Limited
333 Prospect St - Elyria, OH 44035
800-321-5336 - diamondproducts.com